

5.75" & 7" HEADLIGHTS

FT-575RD & FT-7RD



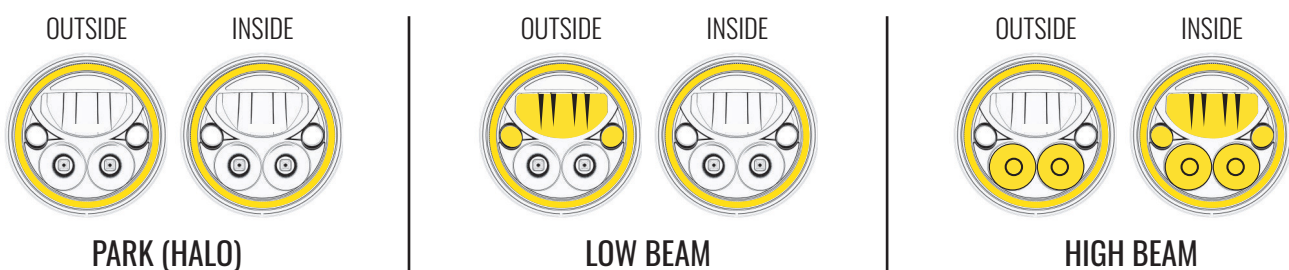
KEY FEATURES:

- Direct Replacement
- Integrated Park Lamp Halo
- FMVSS 108 / DOT Compliant

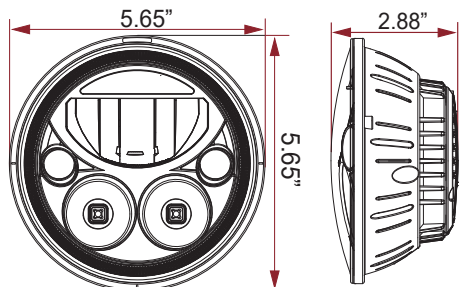
DESIGNED FOR EMERGENCY SERVICES

FireTech® LED headlights are a simple way to dramatically boost the total light output of your emergency vehicle. Utilizing long range IRIS Reflector technology, the FireTech LED headlight is able to push the light from the high beam LEDs to surprising distances, while the reflector for the low beam LED was engineered to produce a wide beam pattern to cover the entire roadway. Each beam is precisely positioned to keep light out of the eyes of traffic, ensuring drivers are unimpaired from the light. Two elliptical beam LEDs in each headlight are aimed to fill in the roadway right in front and to the sides of the vehicle, increasing safety while driving and on scene.

DOT COMPLIANT HEADLIGHT FUNCTIONS (4 PIECE KIT EXAMPLE)



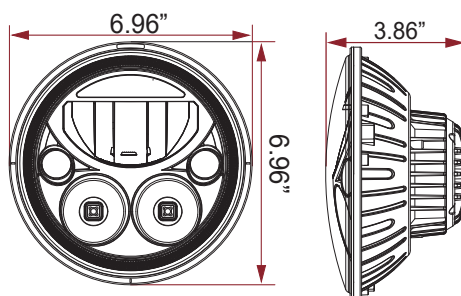
5.75" HEADLIGHT DIMENSIONS



PART#: FT-575RD

RAW LUMENS	4,210/EA
BEAM MODELS	HIGH/LOW, HALO, HIGH ONLY
DIMENSIONS	5.65" x 5.65" x 2.88"
WATTAGE	41W
AMP DRAW (@12V)	3.42A
INPUT VOLTAGE DC	9-32V DC

7" HEADLIGHT DIMENSIONS



PART#: FT-7RD

RAW LUMENS	4,210/EA
BEAM MODELS	HIGH/LOW, HALO, HIGH ONLY
DIMENSIONS	6.96" x 6.96" x 3.86"
WATTAGE	37W
AMP DRAW (@12V)	2.92A
INPUT VOLTAGE DC	9-32V DC

PRODUCT DETAILS

Model / Order Number	Description	Beam Modes	Wattage	Voltage Range	Amperage @12v DC	Dimensions
FT-575RD-H	5.75" Headlight. High Only.	High Only	34.2W	9-32V DC	2.67A	5.65" x 5.65" x 2.88"
FT-575RD-HL	5.75" Headlight. High/Low (For Low Beam Use).	High/Low	30.2W	9-32V DC	2.35A	5.65" x 5.65" x 2.88"
FT-575RD-HL-KIT	5.75" Kit. Containing 2 High / Low Headlights.	High/Low	60.4W	9-32V DC	4.7A	5.65" x 5.65" x 2.88"
FT-575RD-4KIT	5.75" Kit. Containing 2 High/Low and 2 High Only.	High/Low, High Only	128.8W	9-32V DC	10.04A	5.65" x 5.65" x 2.88"
FT-575RD-H-MOUNT	1 x 5.75" Headlight. High Only. W/ Mounting Kit.	High Only	34.2W	9-32V DC	2.67A	5.65" x 5.65" x 2.88"
FT-575RD-HL-MOUNT	1 x 5.75" Headlight. High/Low Only. W/ Mounting Kit.	High/Low	30.2W	9-32V DC	2.35A	5.65" x 5.65" x 2.88"
FT-575RD-HL-KIT-MOUNT	2 x 5.75" Headlights. High/Low Headlights. W/ Mounting Kits.	High/Low	60.4W	9-32V DC	4.7A	5.65" x 5.65" x 2.88"
FT-575RD-4KIT-MOUNT	4 x 5.75" Headlights. 2 x High and 2 x Low. W/ Mounting Kits.	High/Low, High Only	128.8W	9-32V DC	10.04A	5.65" x 5.65" x 2.88"
FT-7RD-HL	7" Headlight. High/Low.	High/Low	47W	9-32V DC	3.67A	6.96" x 6.96" x 3.86"
FT-7RD-HL-KIT	7" Headlight Kit. 2 High/Low.	High/Low	94W	9-32V DC	7.34A	6.96" x 6.96" x 3.86"